

# DEPOALI EXPECTATION AND PROCEDURE REVIEW

**Winter 2024**



**In your advisory notebook or on a separate piece of paper create this table.**

| <b>S.T.R.I.K.E.</b>    | <b>Example</b> | <b>Non-example</b> |
|------------------------|----------------|--------------------|
| Classroom              |                |                    |
| Hallway                |                |                    |
| Restroom               |                |                    |
| Cafeteria              |                |                    |
| Gym                    |                |                    |
| Before/After<br>School |                |                    |

+

0

**S.T.R.I.K.E.  
REVIEW  
EXAMPLE  
AND NON-  
EXAMPLES**

•

**Today, as we review our school's procedure and expectations you will write or draw examples and non-examples of what STRIKE looks like and doesn't look like in areas around our school on your table you just made in your notebook.**

---

# WHAT IS S.T.R.I.K.E.?


**S. T. R. I. K. E. is our school-wide behavior plan with guiding principles that help us in our choices and actions. These guiding principles can help you determine your goals and values.**

**We use the S. T. R. I. K. E. matrix to help create a positive, predictable and consistent safe learning environment for all students.**

**The teachers and staff at Depoali Middle School will be teaching and reinforcing these guiding principles throughout year.**

**You will participate in reflection assignments and activities to help you build your character and reinforce your values through the guiding principles in the S.T.R.I.K.E. matrix.**

On page 10 in your planner, are your Diamondback Dailies. These are actions you can take everyday to help create a positive and safe learning environment for all students.

| <br>Highlighted are Diamondback Dailies | <b>S</b><br><b>Strength</b><br>We have self-confidence and determination to succeed.  | <b>T</b><br><b>Tolerance</b><br>We respect others and accept differences.  | <b>R</b><br><b>Responsibility</b><br>We own our actions, decisions and their outcomes.   | <b>I</b><br><b>Integrity</b><br>We do the right thing even when no one else is watching.   | <b>K</b><br><b>Knowledge</b><br>We are active participants in our education.  | <b>E</b><br><b>Empathy</b><br>We seek to understand the feelings of others.   |
|--|---|--|--|--|---|---|
| <b>Classroom</b>   | <ul style="list-style-type: none"> <li>*Apply knowledge/directions to overcome obstacles and succeed</li> <li>*Take risks and learn new things</li> </ul>                   | <ul style="list-style-type: none"> <li>*Speak and listen respectfully</li> <li>*Use appropriate language</li> </ul>  | <ul style="list-style-type: none"> <li>*Be prompt/prepared/ready to learn</li> <li>*Clean-up work areas</li> </ul>   | <ul style="list-style-type: none"> <li>*Do your own work</li> <li>*Tell the truth and accept the results</li> <li>*Care for technology/equipment/ supplies</li> </ul>            | <ul style="list-style-type: none"> <li>*Be an active learner: participate/ complete work/contribute</li> <li>*Search for answers by inquiring</li> </ul>  | <ul style="list-style-type: none"> <li>*Work collaboratively, respect all viewpoints and differences</li> <li>*Include all students in groups/activities</li> </ul> |
| <b>Cafeteria/Hallways/Bathrooms/Grounds</b>  | <ul style="list-style-type: none"> <li>*Do the right thing</li> <li>*Seek assistance to resolve problems</li> </ul>   | <ul style="list-style-type: none"> <li>*Accept ALL others</li> <li>*Treat others with kindness and respect</li> <li>*Respect the space and needs of others</li> </ul>          | <ul style="list-style-type: none"> <li>*Keep hands/feet/hurtful words to yourself</li> <li>*Respect all staff</li> <li>*Keep your school clean</li> <li>*Keep an orderly line and have your ID</li> <li>*Have a pass at all times</li> </ul> | <ul style="list-style-type: none"> <li>*Be honest and respectful with peers/adults</li> <li>*Use technology with integrity</li> <li>*Communicate concerns to an adult</li> </ul> | <ul style="list-style-type: none"> <li>*Apply your knowledge to make good decisions</li> <li>*Honor the dress code</li> </ul>   | <ul style="list-style-type: none"> <li>*Get to know and learn about others who are different than you</li> <li>*Show genuine care for others</li> </ul>             |
| <b>Athletics/Assemblies/Activities</b>   | <ul style="list-style-type: none"> <li>*Respect yourself and others</li> <li>*Encourage athletes/participants/speakers</li> <li>*Show your best effort/abilities</li> </ul> | <ul style="list-style-type: none"> <li>*Respect and welcome visitors</li> <li>*Show good sportsmanship, accepting all ability levels</li> <li>*Listen to new things</li> </ul> | <ul style="list-style-type: none"> <li>*Be a positive participant/spectator</li> <li>*Follow the rules for the event</li> <li>*Meet eligibility requirements to participate</li> </ul>   | <ul style="list-style-type: none"> <li>*Remain seated and respectful for the entire event</li> <li>*Play fair, cheer fair</li> </ul>   | <ul style="list-style-type: none"> <li>*Be aware of responsibilities and behavior expectations for all activities</li> <li>*Learn from others in athletics, activities, and assemblies</li> </ul> | <ul style="list-style-type: none"> <li>*Appreciate and recognize the efforts of all participants</li> <li>*Win with class/lose with dignity</li> </ul>              |
| <b>Bus/Vehicle Areas</b>   | <ul style="list-style-type: none"> <li>*Make safe decisions around buses/vehicles</li> <li>*Be a role model for others</li> </ul>   | <ul style="list-style-type: none"> <li>*Be patient with peers and driver</li> <li>*Be aware of other drivers and vehicles</li> </ul>   | <ul style="list-style-type: none"> <li>*Follow all bus rules/driver's instructions</li> <li>*Be on time to buses</li> </ul>  | <ul style="list-style-type: none"> <li>*Follow the rules to promote safety</li> <li>*Follow the rules while the bus driver is driving</li> </ul>                                 | <ul style="list-style-type: none"> <li>*Know your bus rules and communicate rules to others</li> <li>*Know your bus stop and bus number</li> </ul>  | <ul style="list-style-type: none"> <li>*Understand there are many vehicles and students trying to get somewhere at the same time</li> </ul>                         |
| <b>Home/Community</b>  | <ul style="list-style-type: none"> <li>*Be a positive community member</li> <li>*Give your best effort on homework</li> <li>*Use resources to seek assistance</li> </ul>    | <ul style="list-style-type: none"> <li>*Communicate with your family/community members</li> <li>*Be friendly to all</li> </ul>   | <ul style="list-style-type: none"> <li>*Make your home/community a better place</li> <li>*Attend school and be on time</li> </ul>  | <ul style="list-style-type: none"> <li>*Do the right thing when unsupervised</li> <li>*Make decisions that benefit you, your family, and your community</li> </ul>               | <ul style="list-style-type: none"> <li>*Check Edline for grades and assignments</li> <li>*Share learning and progress with family</li> <li>*Apply your knowledge when in the community</li> </ul> | <ul style="list-style-type: none"> <li>*Recognize and strive to appreciate the efforts and struggles of your family/community members</li> </ul>                    |

# So, what does this mean for you?

- **Teachers and ALL staff members will be on the lookout for students who are meeting the expectations of S. T. R. I. K. E.**
- **Signatures may be earned in each area of the matrix where you are meeting the expectations.**
- **Your goal is to earn at least five signatures a week.**
- **You can earn one signature a week from your families for meeting your home goal.**
- **Signatures will be totaled each Monday and recorded during Advisory class.**
- **For every 10 signatures you earn weekly you will receive one raffle ticket to be entered in a random S.T.R.I.K.E. drawing.**
- **Signatures are required for all mid and end of quarter rewards.**



**As we all work to demonstrate  
this guiding principles it is  
essential, we all follow our  
school-wide policies and  
procedures.**

---

**LET'S REVIEW!**

# LANGUAGE AND ACTIONS MATTER!

## **Keep it respectful-**


Remember that others who you might not intend to hear what you say or see what you do may be negatively impacted by your choices.

**Right time and place-** While at Depoali Middle School, you are expected to follow the S.T.R.I.K.E. Matrix at all times. Reserve other language and actions for a place/time outside of Depoali where it may be more appropriate.



# LEVELS OF VOLUME

- For the various activities we do throughout the day there are different levels of volume that are appropriate for each activity.
- **Level 0-Silent**
- **Level 1-Whisper**
- **Level 2-Indoor speaking voice**
- **Level 3- Outdoor speaking voice**



# HALLWAY EXPECTATIONS

- Walk on the right.
- Show respect for others by conducting yourself with integrity.
- Level of volume is a 0 or 1.



# WCSD ELECTRONIC DEVICES POLICY



**Teachers and administrators reserve the right to confiscate a student's electronic device if it is interfering with curriculum/instruction.**



**Electronic devices shall not be brought into classrooms during assessments, semester exams, or other testing situations.**



**Cell phones are to be "off and away" in lockers throughout the school day. Students may access cell phones during lunch if they adhere to WCSD policy.**



**Students must have explicit and direct instruction from their teacher to use electronic devices including ear buds.**

**It is important that all students remember it is illegal to take photos, videos, or audio recordings of another person on a school campus without their permission.**



shutterstock.com • 1131256403

- **NRS 393.400 Surreptitious electronic surveillance; exceptions. [Effective July 1, 2018.]**
- 1. Except as otherwise provided in subsection 2, it is unlawful for a person to engage in any kind of surreptitious electronic surveillance on any property of a public school without the knowledge of the person being observed.
- 2. Subsection 1 does not apply to any electronic surveillance:
  - (a) Authorized by a court order issued to a public officer, based upon a showing of probable cause to believe that criminal activity is occurring on the property of the public school under surveillance;
  - (b) By a law enforcement agency pursuant to a criminal investigation;
  - (c) By a peace officer pursuant to [NRS 289.830](#);
  - (d) Which is necessary as part of a system of security used to protect and ensure the safety of persons on the property of the public school; or
  - (e) Of a class or laboratory when authorized by the teacher of the class or laboratory.

# **ELECTRONIC DEVICES CONSEQUENCES**

**Disciplinary action will be taken for misuse of cell phones:**

**1<sup>st</sup> Offense: Student is asked to put phone in their locker and parents are notified.**

**2<sup>nd</sup> Offense: Phone is confiscated by admin until parent pick up of device can be arranged.**

**3<sup>rd</sup> Offense: Student is placed on a phone contract and required to check their phone in the office at the beginning of each day for a determined amount of time.**





## DRESS CODE REQUIREMENTS


- NO OBSCENE, VULGAR, OR PROFANE LANGUAGE OR IMAGES.
- NOTHING THAT PROMOTES AN ILLEGAL ACTIVITY, INCLUDING: DRUG, ALCOHOL, OR GANG AFFILIATION.
- CLOTHING MUST COVER THE BODY FROM THE CHEST TO BELOW MID-THIGH. THIS INCLUDES ALL INTIMATE PARTS AND MIDRIF.
- UNDERGARMENTS SHALL NOT BE INTENTIONALLY EXPOSED.
- HEAD COVERINGS ARE NOT ALLOWED EXCEPT FOR MEDICAL OR RELIGIOUS REASONS.

Please contact our office to clarify any confusion or if you have any questions!



## Consequences:

- **First offense** - A parent/guardian shall be notified and the student must change clothing.
- **Second offense** - A parent/guardian shall be notified, the student must change clothing, and may receive a loss of privilege.
- **Third offense** - A parent/guardian shall be notified and the student must change clothing. The student may receive loss of additional privileges and additional consequences in accordance with our progressive discipline policy.



**WCSD Dress Code Policy**

WCSD Dress Code Policy Violations

# ATTENDANCE

---

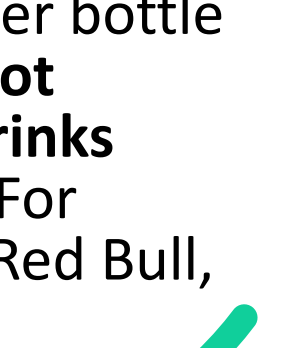
- **When your entire Advisory is present you will earn a letter in Depoali. Once your Advisory spells Depoali you will get a reward (as decided on per your team).**
- **You have the amount of days you are absent plus one day to acquire and complete your late work. If you're absent on a Monday and Tuesday, you have until Friday to complete your missing work and turn it in for full credit.**
- **Our goal this year is to ensure that all students are absent less than 10% of the school year.**
- **At 4, 8, and 10 absences your family will receive calls from teachers and administration regarding absences, attendance letters listing additional interventions, and you will be put on a 20 day attendance monitor after the second attendance letter.**
- **We follow a progressive discipline policy regarding tardies. If you become consistently tardy to class you will be required to conference with teachers, administration, and will receive tardy detentions.**



**Add to your  
classroom  
and hallway  
examples and  
non-examples  
table.**




# RESTROOM, WATER AND PASSES

- Use the restroom during passing (to go to the restroom, not to play in the restroom)
  - If you need to use the restroom during class you will need to fill out a pass in the back your planner and get permission from your teacher. Sign-out before leaving the classroom and leave your planner in the classroom when you go to the restroom.
  - You will take the designate lanyard for the class when going to the restroom, to get water or to go to your locker.
  - You can bring your own water bottle to carry with you. **You are not allowed to carry in other drinks besides your water bottle.** For example, Prime Hydration, Red Bull, Starbucks, etc.
- 

# BREAKFAST / LUNCH PROCEDURES AND EXPECTATIONS

---

- **Students who come into the cafeteria must stay in the cafeteria until the bell rings. There will be no in-and-out.**
- **Students sit in the cafeteria for lunch using a volume no higher than two.**
- **Students must stay in cafeteria for the first 10 minutes of lunch, then students may go outside the the basketball courts/field or library.**
- **Once students have chosen a lunch location students must stay there for the remainder of the lunch period.**
- **ALL food and drink needs to be consumed in the cafeteria.**
- **Food or drink deliveries will not be accepted and thrown into the trash.**
- **If you cut the lunch line you will be sent to the back of the line.**
- **Be responsible and show integrity by cleaning up after yourself when you finish your lunch.**
- **You will be asked to help clean the cafeteria if you are throwing food or leaving a mess.**



# TAKING CARE OF OUR SCHOOL AND CUSTODIAL STAFF



**ALWAYS CLEAN  
UP AFTER  
YOURSELF!**



**CHECK YOUR  
SURROUNDINGS  
IN THE HALLWAY  
AND CLASSROOM  
AND HELP OUT  
WHERE YOU CAN.**



**CLEAN OUT YOUR  
LOCKER  
PERIODICALLY.**



**DISPOSE OF GUM  
AND GUM  
WRAPPERS IN  
THE TRASH ONLY.  
THIS IS A HUGE  
PRIVILEGE, AND  
AS STUDENTS,  
YOUR ACTIONS  
DETERMINE  
WHICH  
PRIVILEGES WE  
GET.**



**KEEP ALL FOOD  
AND BEVERAGES  
IN THE  
CAFETERIA.**



**Add to your  
restroom and  
cafeteria  
examples and  
non-examples  
table.**





---

# EXTRACURRICULAR ACTIVITIES / ATHLETICS

- **Follow the S.T.R.I.K.E. Matrix**
- **No food or drinks in the gym**
- **Students must stay in the student section during games unless accompanied by a parent/guardian**
- **Student must remain in the gym for the entire event**
- **Students will need administration permission during a game to go to the vending machine**
- **Students must be present at school that day to attend a game after school**

# EMERGENCY PROCEDURES

---

## Fire Drills and Evacuations

- **When the alarm sounds all talking/noise stops.**
- **Quietly line up in a single file line at the door.**
- **Wait for your teacher to give you permission to exit the classroom.**
- **Your teachers in each class will give you information of where your designated evacuation areas are located.**
- **If the building is evacuated while you are at lunch or during passing, go to your designated advisory area and line up.**
- **Once you are in your designated evacuation area, stand quietly in line while attendance is taken.**
- **You are at a level 0 the entire time during an emergency.**



# EMERGENCY PROCEDURES

## Code Red

- Stop all classroom activities and lock door(s).
- Cover windows.
- Remain silent.
- Your teacher will direct you to a place in the classroom out of line of sight of the door.
- If a student is outside of a classroom, find a concealed place to hide.

## Code Yellow

- Shelter in place-no movement until cleared.
- Continuation of classroom activities with locked door(s).
- Cover windows.

## Code Blue

- Medical Emergency
- School is placed in a Code Yellow-no passing until cleared.





# INCLEMENT WEATHER PROCEDURES



**Add to your gym  
and  
before/after  
school  
examples and  
non-examples  
table.**





+

0

**S.T.R.I.K.E.  
REVIEW  
EXAMPLE  
AND NON-  
EXAMPLES**

•

**Share with your partners, group and/or class your writing or drawings of each STRIKE example and non-example.**

---