

Strength

I can explain my i-Ready Growth



Sharing Your i-Ready Data

- You will be sharing your i-Ready data with your families.
- Today we will be going through what and how you will be sharing this information.
- Please follow along on the “Check List for i-Ready Family Presentation”.

Check List for i-Ready Family Presentation

Please initial as your student presents this information.

____ I can login to i-Ready.

____ I can show “my progress” on i-Ready.

____ I can explain my diagnostic score 1 for math and reading.

- Typical growth
- Stretch growth
- Grade level score

____ I can explain my domain placement for math and reading.

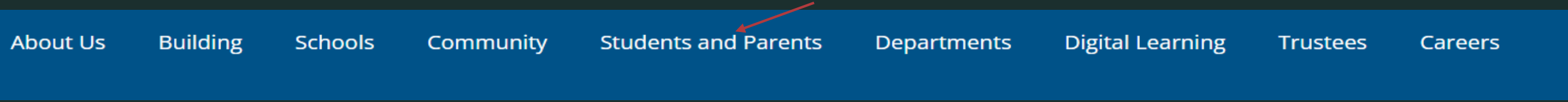
____ I can explain my growth score from diagnostic 1 to diagnostic 2.

- Overall Score
- Domain scores

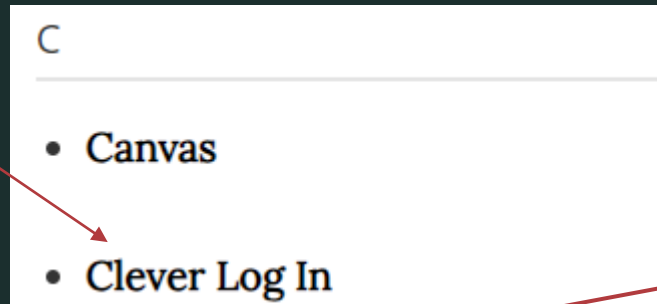
- ❖ Students can work on lessons at home to continue making growth. Getting 30 – 40 minutes a week is great for growth. If your student is in 6th grade or Academic Success these minutes should be being met at school. Please contact your student teachers if you are looking for resources to support your student at home.

Do you know how to log in to i-Ready?

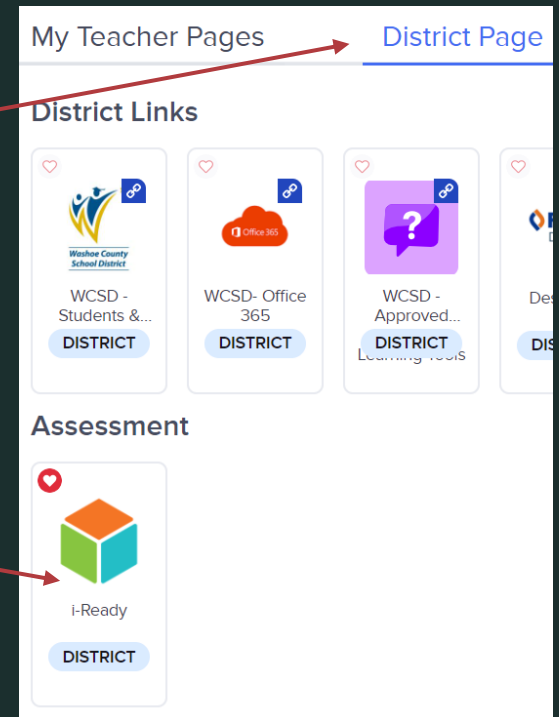
- Go to WCSD website and click on students and parents



- Scroll down and select Clever

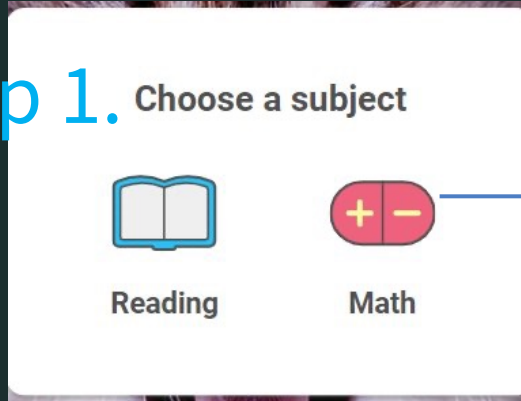


- Once in Clever select District page and then under assessment select i-Ready

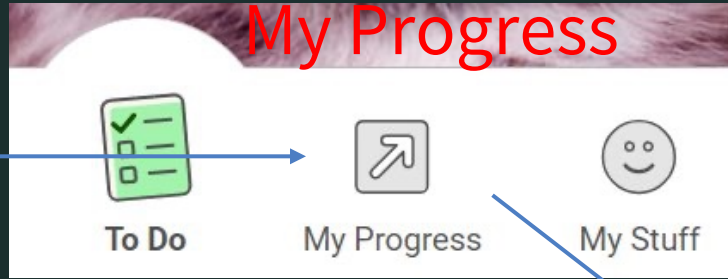


Do you know how to see your progress?

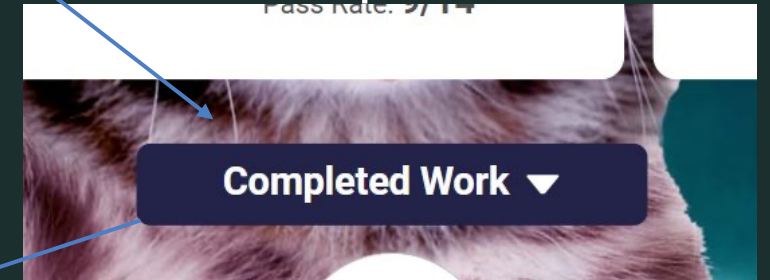
Step 1. Choose a subject






Step 2. Click



Step 3: Click
Completed Work



A screenshot of a 'Completed Work' page. It features a 'Show All' dropdown menu and a list of three lessons. Each lesson entry includes an icon, the lesson title, a date, and a completion percentage with a green checkmark.

Completed Work			
	Lesson Geometry Find the Area of Triangles	Dec 19, 2023	✓ 83%
	Lesson Geometry Find the Area of Parallelograms	Dec 12, 2023	✓ 100%
	Lesson Measurement and Data Mean and Mean Absolute Deviation	Dec 6, 2023	✓ 83%

Step 4: Scroll
through

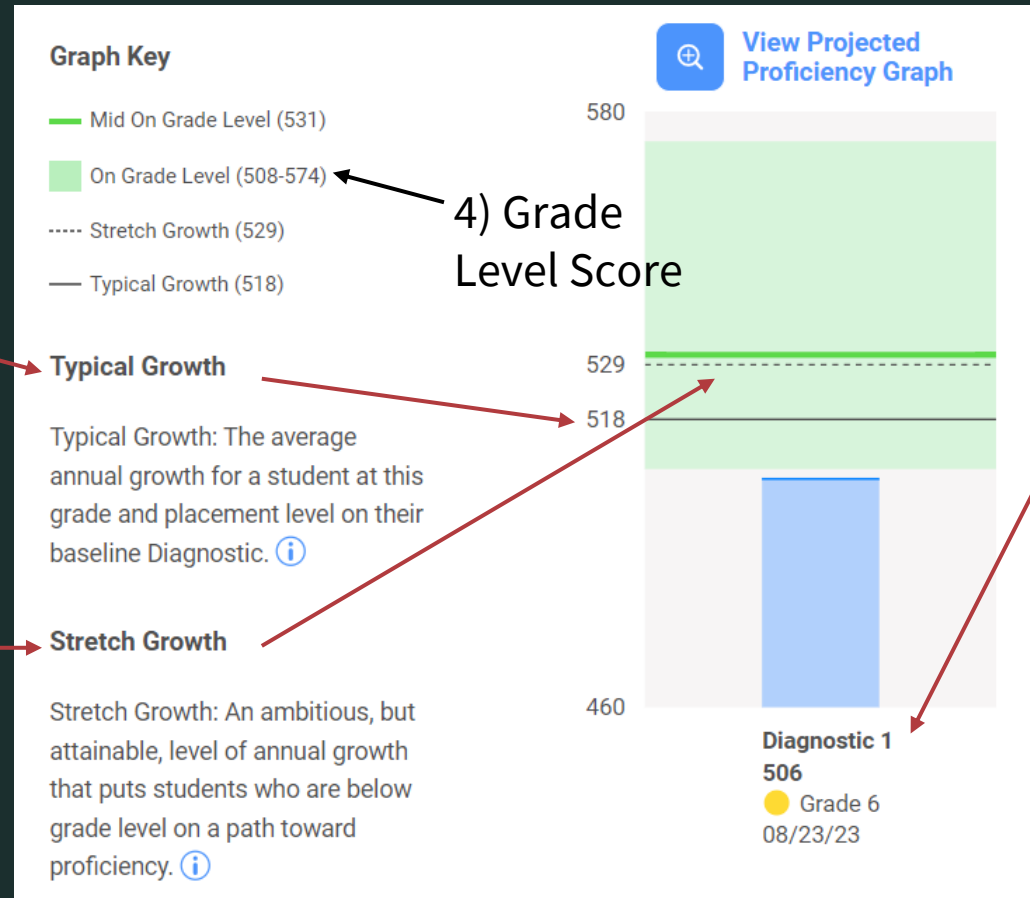


Do you know what your Diagnostic score means?

- There are 4 scores on this part of your diagnostic that are important.

- 2) Your Typical Growth Goal Score

- 3) Your Stretch Growth Goal Score



1) Diagnostic 1 Score

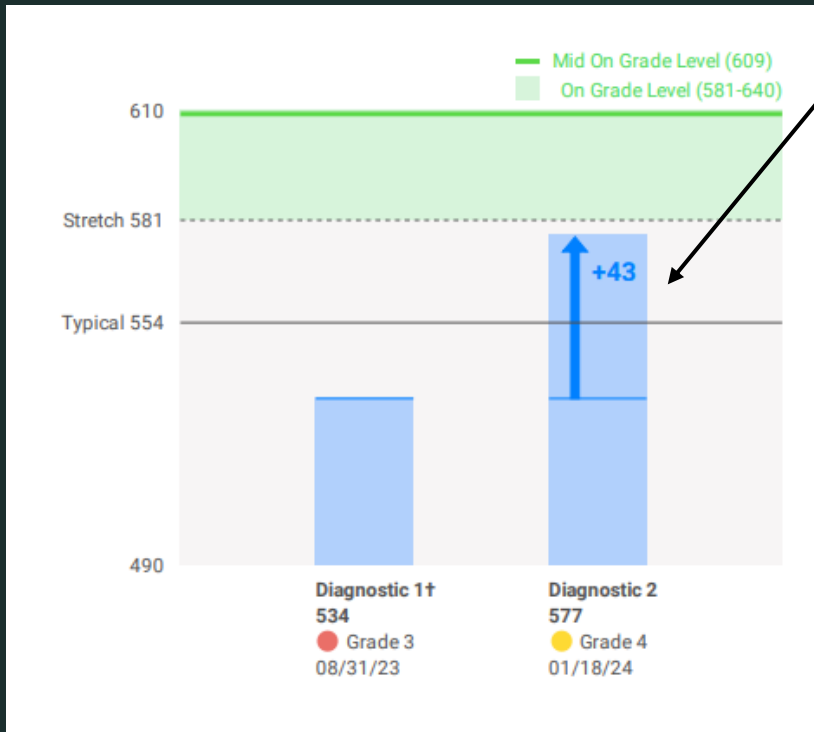


Do you know how you placed in each domain?

Overall Math ● Grade 6 (506) Standard Error +/- 6		
Domain	Placement ⓘ	Can Do & Next Steps
Number and Operations	● Early 7	↓
Algebra and Algebraic Thinking	● Early 7	↓
Measurement and Data	● Grade 6	↓
Geometry	● Grade 6	↓

Overall Reading ● Grade 4 (552) Standard Error +/- 11		
Domain	Placement ⓘ	Can Do & Next Steps
Phonological Awareness* ⓘ	● Tested Out	↓
Phonics* ⓘ	● Tested Out	↓
High-Frequency Words*	● Tested Out	↓
Vocabulary	● Grade 5	↓
Comprehension: Literature	● Grade 4	↓
Comprehension: Informational Text	● Grade 3	↓

How much did you grow?



Your side-by-side scores let you compare your diagnostic 1 to your diagnostic 2.

You can even see which domains you grew in as well.

Domain	Diagnostic 1	Diagnostic 2
Overall Math ↑	● Grade 4	● Mid 5
Number and Operations ↑	● Early 5	● Mid 5
Algebra and Algebraic Thinking	● Early 5	● Early 5
Measurement and Data ↑	● Grade 3	● Mid 5
Geometry	● Early 5	● Early 5

↑ Placement Improved from Baseline

Check List for i-Ready Family Presentation



You will now take home your i-Ready data and share your growth with your families.



Return this completed check list by Thursday, February 8th for 3 STRIKE signatures in strength, responsibility, and knowledge.